

Specification

Nominal Voltage	12V	
Nominal Capacity(20HR)	2.3Ah	
Dimensions	Length	178 ± 2mm
	Width	35 ± 1mm
	Container Height	60 ± 1mm
	Total Height (with Terminal)	66 ± 1mm
Approx Weight	Approx 0.92 kg	
Terminal	T1	
Container Material	ABS	
Rated Capacity	2.30 Ah/0.115A	(20hr ,1.80V/cell,25°C)
	2.14Ah/0.214A	(10hr,1.80V/cell,25°C)
	1.93 Ah/0.386A	(5hr,1.75V/cell,25°C)
	1.69 Ah/0.563A	(3hr,1.75V/cell,25°C)
	1.40 Ah/1.40A	(1hr,1.60V/cell,25°C)
Max. Discharge Current	34.5A (5s)	
Internal Resistance	Approx 90mΩ	
Operating Temp.Range	Discharge	-15~50°C
	Charge	0~40°C
	Storage	-15~40°C
Nominal Operating Temp. Range	25±3°C	
Cycle Use	Initial Charging Current less than 0.69A.Voltage	
	14.4V~15.0V at 25°C Temp. Coefficient -30mV/°C	
Standby Use	No limit on Initial Charging Current Voltage	
	13.5V~13.8V at 25°C Temp. Coefficient -20mV/°C	
Capacity affected by Temperature	40°C	103%
	25°C	100%
	0°C	86%
Self Discharge	PB series batteries may be stored for up to 6 months at 25°C and then a freshening charge is required.	
	For higher temperatures the time will be shorter	



Applications

- ◆ All purpose
- ◆ Electric Power System (EPS)
- ◆ Emergency backup power supply
- ◆ Emergency light
- ◆ Railway signal
- ◆ Aircraft signal
- ◆ Alarm and security system Electronic apparatus and equipment
- ◆ Communication power supply
- ◆ DC power supply
- ◆ Auto controls system



Constant Current Discharge (Amperes) at 25 °C (77°F)

F.V/Time	5min	10min	15min	20min	30min	45min	1h	2h	3h	4h	5h	6h	8h	10h	20h
1.85V/cell	4.42	3.08	2.54	2.20	1.77	1.36	1.11	0.679	0.517	0.425	0.361	0.312	0.248	0.207	0.114
1.80V/cell	5.43	3.67	2.94	2.49	1.96	1.48	1.20	0.721	0.544	0.447	0.376	0.326	0.258	0.214	0.115
1.75V/cell	6.43	4.15	3.25	2.71	2.09	1.57	1.26	0.752	0.563	0.461	0.386	0.334	0.265	0.218	0.116
1.70V/cell	7.30	4.58	3.51	2.91	2.19	1.63	1.31	0.783	0.581	0.472	0.396	0.342	0.269	0.222	0.118
1.65V/cell	8.05	4.93	3.72	3.06	2.29	1.70	1.37	0.806	0.596	0.482	0.405	0.349	0.273	0.225	0.120
1.60V/cell	8.45	5.13	3.87	3.15	2.35	1.74	1.40	0.831	0.610	0.494	0.413	0.356	0.279	0.229	0.121

Constant Power Discharge (Watts/cell) at 25 °C (77°F)

F.V/Time	5min	10min	15min	20min	30min	45min	1h	2h	3h	4h	5h	6h	8h	10h	20h
1.85V/cell	8.33	5.86	4.88	4.27	3.45	2.66	2.19	1.34	1.03	0.848	0.722	0.627	0.500	0.416	0.230
1.80V/cell	10.1	6.93	5.61	4.79	3.79	2.89	2.34	1.42	1.07	0.886	0.748	0.650	0.515	0.428	0.231
1.75V/cell	11.8	7.76	6.13	5.17	4.02	3.05	2.45	1.47	1.11	0.908	0.764	0.662	0.526	0.434	0.232
1.70V/cell	13.3	8.46	6.58	5.51	4.19	3.15	2.54	1.52	1.14	0.925	0.778	0.674	0.530	0.439	0.235
1.65V/cell	14.5	8.99	6.87	5.73	4.33	3.25	2.63	1.56	1.16	0.940	0.792	0.684	0.536	0.443	0.237
1.60V/cell	14.9	9.24	7.08	5.84	4.41	3.29	2.67	1.60	1.18	0.957	0.803	0.694	0.545	0.448	0.237

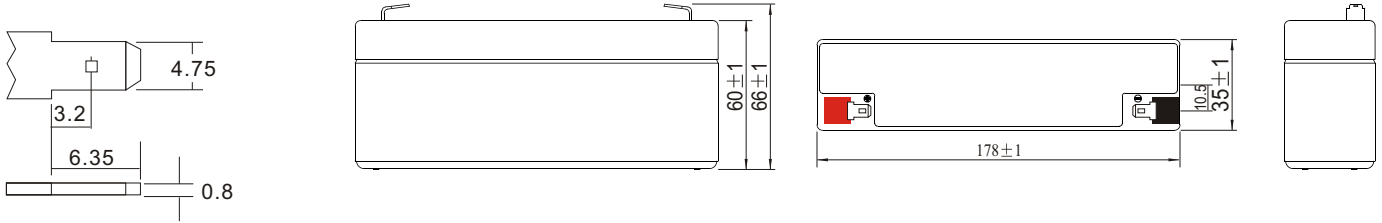
Disclaimer: Manufacturers have the right to self-modify the parameters of the updates without notice, please keep in touch with manufacturers to obtain the latest information.



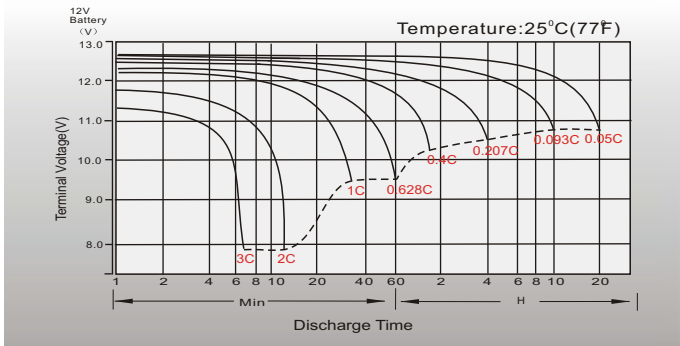
Dimensions

T1 Terminal

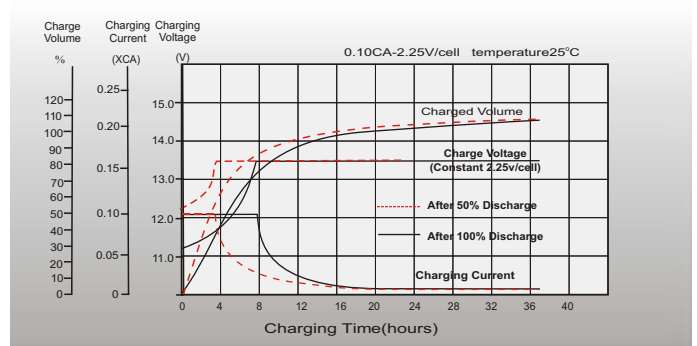
Unit: mm



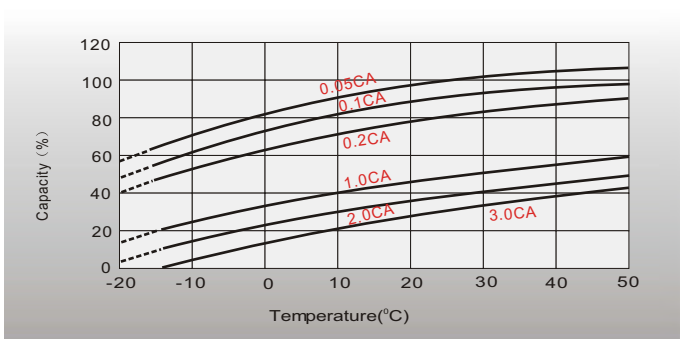
Discharge Characteristics



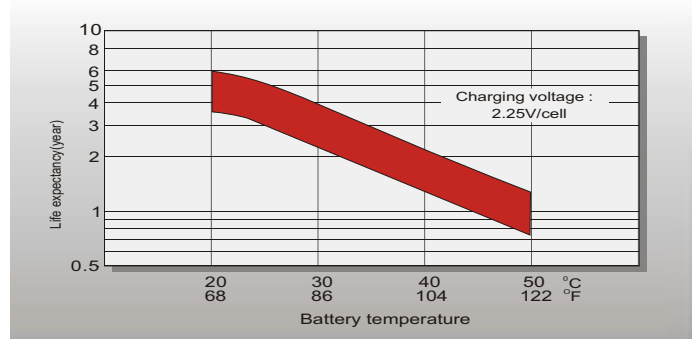
Float Charging Characteristics



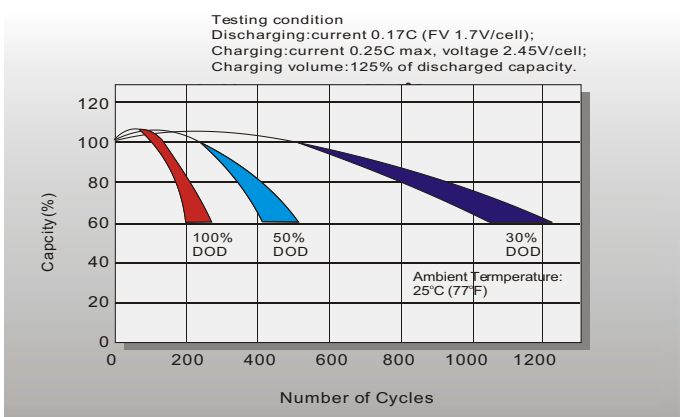
Temperature Effects in Relation to Battery Capacity



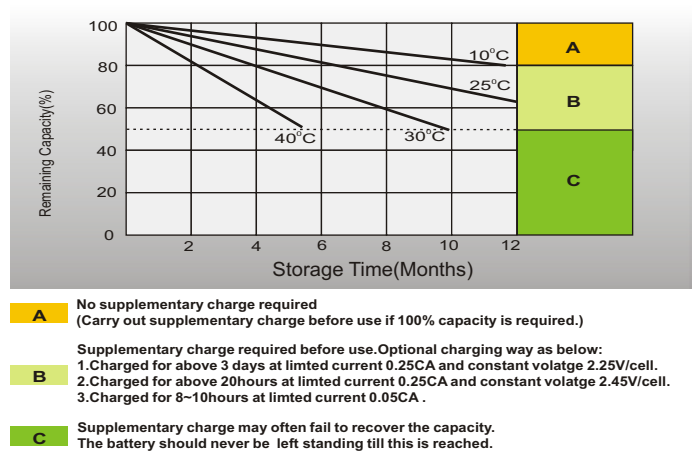
Effect of Temperature on Long Term Float Life



Cycle Life in Relation to Depth of Discharge



Self Discharge Characteristics



Contact