

Specification

Nominal Voltage	12V		
Nominal Capacity(10HR)	250.0Ah		
Dimension	Length	522 ± 3mm	
	Width	268 ± 3mm	
	Container Height	220 ± 3mm	
	Total Height (with Terminal)	226 ± 3mm	
Approx Weight	Approx 72.0 Kg		
Terminal	T11		
Container Material	ABS		
Rated Capacity	268.0 Ah/13.4A	(20hr, 1.80V/cell, 25°C)	
	250.0 Ah/25.0A	(10hr, 1.80V/cell, 25°C)	
	200.0 Ah/40.0A	(5hr, 1.75V/cell, 25°C)	
	187.0 Ah/62.50A	(3hr, 1.75V/cell, 25°C)	
	152.5 Ah/152.5A	(1hr, 1.60V/cell, 25°C)	
Max. Discharge Current	2500A (5s)		
Internal Resistance	Approx 2.7mΩ		
Operating Temp. Range	Discharge	:-15 ~ 50°C	
	Charge	: 0 ~ 40°C	
	Storage	:-15 ~ 40°C	
Nominal Operating Temp. Range	25 ± 3° C		
Cycle Use	Initial Charging Current less than 75.0A. Voltage		
	14.4V~15.0V at 25°C Temp. Coefficient -30mV/°C		
Standby Use	No limit on Initial Charging Current Voltage		
	13.5V~13.8V at 25°C Temp. Coefficient -20mV/°C		
Capacity affected by Temperature	40° C	103%	
	25° C	100%	
	0° C	86%	
Self Discharge	PBC series batteries may be stored for up to 6 months at 25° C and then a freshening charge is required. For higher temperatures the time interval will be shorter.		



Applications

- ◆ All purpose
- ◆ Uninterruptable Power Supply (UPS)
- ◆ Electric Power System (EPS)
- ◆ Emergency backup power supply
- ◆ Emergency light
- ◆ Railway signal
- ◆ Aircraft signal
- ◆ Alarm and security system Electronic apparatus and equipment
- ◆ Communication power supply
- ◆ DC power supply
- ◆ Auto control system



Constant Current Discharge (Amperes) at 25 °C (77°F)

F.V/Time	20min	30min	45min	1h	2h	3h	4h	5h	6h	8h	10h	20h
1.85V/cell	237.5	190.0	145.0	117.5	75.0	57.5	47.5	37.5	32.5	27.5	23.8	12.8
1.80V/cell	282.5	222.5	157.5	132.5	80.0	60.0	50.0	38.8	35.0	31.0	25.0	13.4
1.75V/cell	305.0	232.5	167.5	137.5	82.5	62.5	52.5	40.0	36.3	32.5	25.8	13.9
1.70V/cell	320.0	242.5	177.5	142.5	85.0	65.0	54.5	42.5	37.5	36.3	26.8	14.4
1.65V/cell	337.5	250.0	185.0	147.5	90.0	67.5	56.3	45.0	38.8	37.5	27.8	15.0
1.60V/cell	350.0	262.5	192.5	152.5	95.0	70.0	58.8	47.5	41.3	40.0	28.8	15.5

Constant Power Discharge (Watts/cell) at 25 °C (77°F)

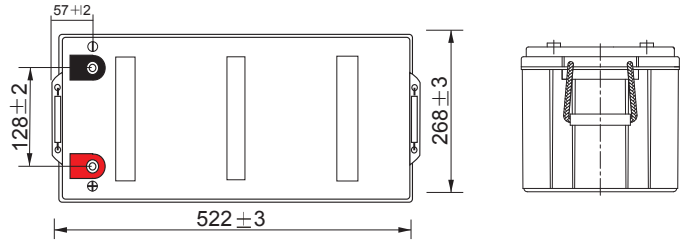
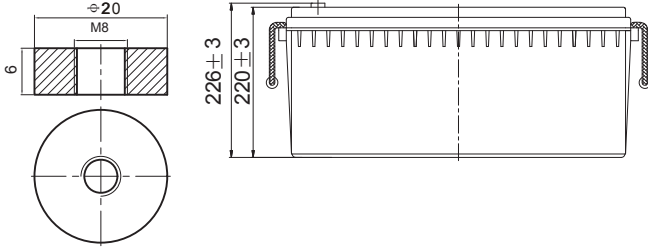
F.V/Time	20min	30min	45min	1h	2h	3h	4h	5h	6h	8h	10h	20h
1.85V/cell	439.4	351.5	268.3	217.4	138.8	106.4	87.9	69.4	60.1	50.9	43.9	23.8
1.80V/cell	508.5	400.5	283.5	238.5	144.0	108.0	90.0	69.8	63.0	55.8	45.0	24.1
1.75V/cell	533.8	406.9	293.1	240.6	144.4	109.4	91.9	70.0	63.4	56.9	45.1	24.3
1.70V/cell	544.0	412.3	301.8	242.3	144.5	110.5	92.7	72.3	63.8	61.6	45.5	24.6
1.65V/cell	556.9	412.5	305.3	243.4	148.5	111.4	92.8	74.3	63.9	61.9	45.8	24.7
1.60V/cell	560.0	420.0	308.0	244.0	152.0	112.0	94.0	76.0	66.0	64.0	46.0	24.8

Specifications subject to change without notice.

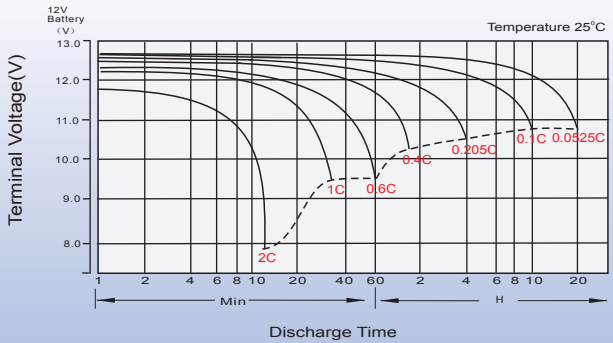
Dimensions

T11 Terminal

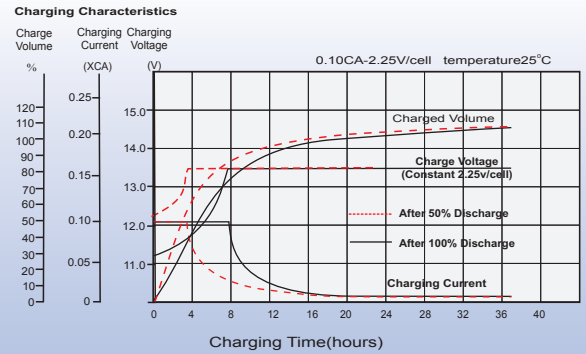
Unit: mm



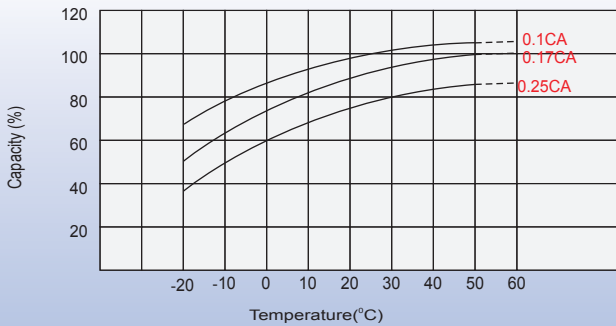
Discharge Characteristics



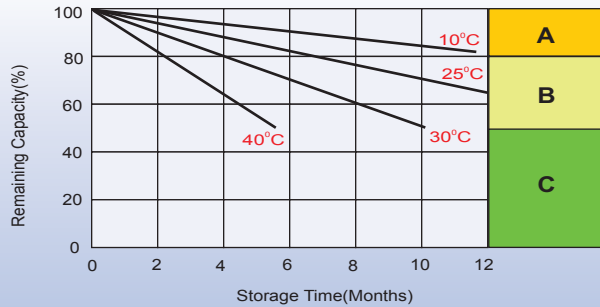
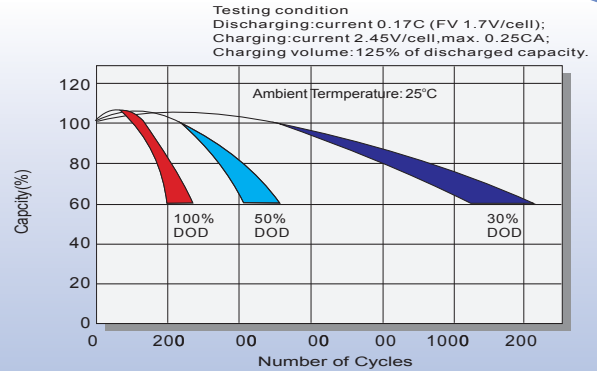
Charging Characteristics (cycle use)



Temperature Effects in Relation to Battery Capacity



Cycle Life in Relation to Depth of Discharge



Self Discharge Characteristics

- A** No supplementary charge required
(Carry out supplementary charge before use if 100% capacity is required.)
- B** Supplementary charge required before use. Optional charging way as below:
 1. Charged for above 3 days at limited current 0.25CA and constant volatge 2.25V/cell.
 2. Charged for above 20hours at limited current 0.25CA and constant volatge 2.45V/cell.
 3. Charged for 8~10hours at limited current 0.05CA .
- C** Supplementary charge may often fail to recover the capacity.
The battery should never be left standing till this is reached.

Contact