

Specification

Nominal Voltage	12V	
Nominal Capacity(10HR)	80.0Ah	
Dimension	Length	259 ± 3mm
	Width	168 ± 2mm
	Container Height	208 ± 3mm
	Total Height (with Terminal)	214 ± 3mm
Approx Weight	Approx 23.8 Kg	
Terminal	T11	
Container Material	ABS	
Rated Capacity	86.0 Ah/4.3A	(20hr, 1.80V/cell, 25°C)
	80.0 Ah/8.0A	(10hr, 1.80V/cell, 25°C)
	64.0 Ah/12.8A	(5hr, 1.75V/cell, 25°C)
	60.0 Ah/20.0A	(3hr, 1.75V/cell, 25°C)
	48.8 Ah/48.8A	(1hr, 1.60V/cell, 25°C)
Max. Discharge Current	960A (5s)	
Internal Resistance	Approx 6mΩ	
Operating Temp. Range	Discharge	-15 ~ 50°C
	Charge	0 ~ 40°C
	Storage	-15 ~ 40°C
Nominal Operating Temp.	25 ± 3° C	
Range Cycle Use	Initial Charging Current less than 24.0A. Voltage	
	14.4V~15.0V at 25°C Temp. Coefficient -30mV/°C	
Standby Use	No limit on Initial Charging Current Voltage	
	13.5V~13.8V at 25°C Temp. Coefficient -20mV/°C	
Capacity affected by Temperature	40°C	103%
	25°C	100%
	0°C	86%
Self Discharge	PBC series batteries may be stored for up to 6 months at 25°C and then a freshening charge is required. For higher temperatures the time interval will be shorter.	



Applications

- ◆ All purpose
- ◆ Uninterruptable Power Supply (UPS)
- ◆ Electric Power System (EPS)
- ◆ Emergency backup power supply
- ◆ Emergency light
- ◆ Railway signal
- ◆ Aircraft signal
- ◆ Alarm and security system Electronic apparatus and equipment
- ◆ Communication power supply
- ◆ DC power supply
- ◆ Auto control system



Constant Current Discharge (Amperes) at 25 °C (77°F)

F.V/Time	20min	30min	45min	1h	2h	3h	4h	5h	6h	8h	10h	20h
1.85V/cell	76.0	60.8	46.4	37.6	24.0	18.4	15.2	12.0	10.4	8.8	7.6	4.1
1.80V/cell	90.4	71.2	50.4	42.4	25.6	19.2	16.0	12.4	11.2	9.9	8.0	4.3
1.75V/cell	97.6	74.4	53.6	44.0	26.4	20.0	16.8	12.8	11.6	10.4	8.2	4.5
1.70V/cell	102.4	77.6	56.8	45.6	27.2	20.8	17.4	13.6	12.0	11.6	8.6	4.6
1.65V/cell	108.0	80.0	59.2	47.2	28.8	21.6	18.0	14.4	12.4	12.0	8.9	4.8
1.60V/cell	112.0	84.0	61.6	48.8	30.4	22.4	18.8	15.2	13.2	12.8	9.2	5.0

Constant Power Discharge (Watts/cell) at 25 °C (77°F)


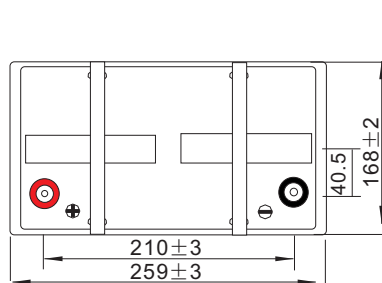
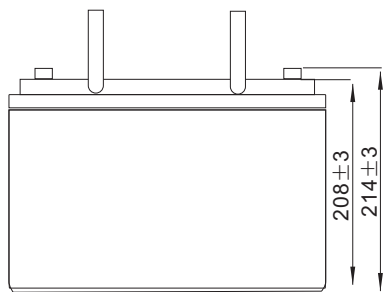
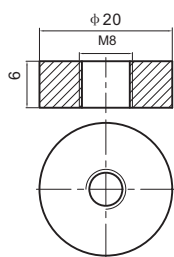
F.V/Time	20min	30min	45min	1h	2h	3h	4h	5h	6h	8h	10h	20h
1.85V/cell	140.6	112.5	85.8	69.6	44.4	34.0	28.1	22.2	19.2	16.3	14.1	7.6
1.80V/cell	162.7	128.2	90.7	76.3	46.1	34.6	28.8	22.3	20.2	17.9	14.4	7.7
1.75V/cell	170.8	130.2	93.8	77.0	46.2	35.0	29.4	22.4	20.3	18.2	14.4	7.8
1.70V/cell	174.1	131.9	96.6	77.5	46.2	35.4	29.6	23.1	20.4	19.7	14.6	7.9
1.65V/cell	178.2	132.0	97.7	77.9	47.5	35.6	29.7	23.8	20.5	19.8	14.7	7.9
1.60V/cell	179.2	134.4	98.6	78.1	48.6	35.8	30.1	24.3	21.1	20.5	14.7	7.9

Specifications subject to change without notice.

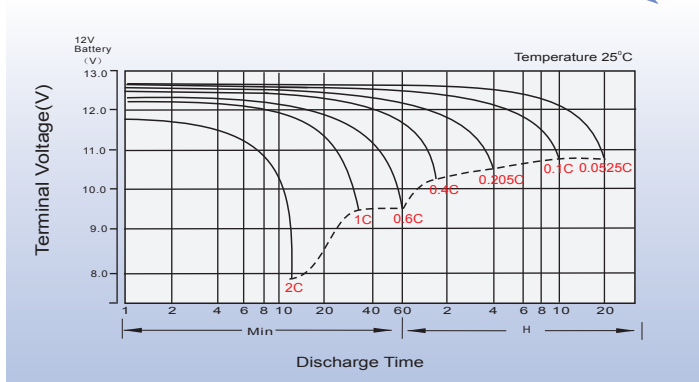
Dimensions

T11 Terminal

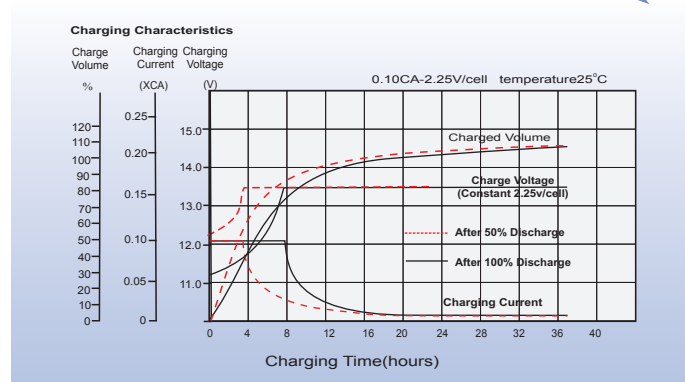
Unit: mm



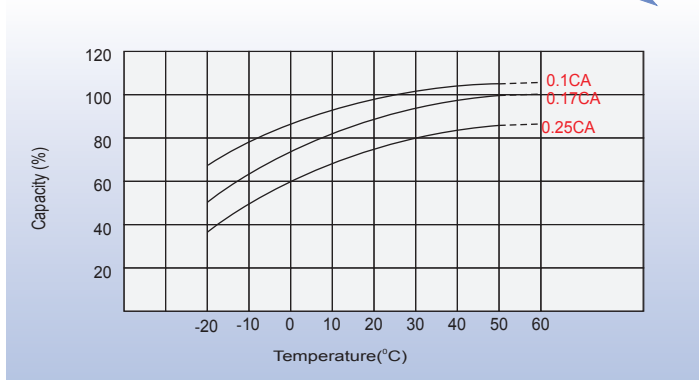
Discharge Characteristics



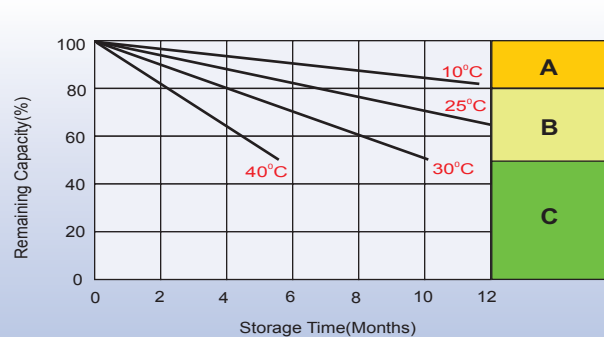
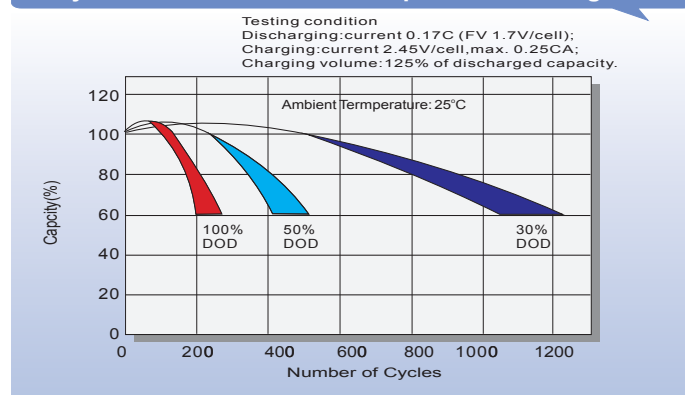
Charging Characteristics (cycle use)



Temperature Effects in Relation to Battery Capacity



Cycle Life in Relation to Depth of Discharge



Self Discharge Characteristics

- A** No supplementary charge required
(Carry out supplementary charge before use if 100% capacity is required.)
- B** Supplementary charge required before use. Optional charging way as below:
 1. Charged for above 3 days at limited current 0.25CA and constant volatge 2.25V/cell.
 2. Charged for above 20hours at limited current 0.25CA and constant volatge 2.45V/cell.
 3. Charged for 8~10hours at limited current 0.05CA .
- C** Supplementary charge may often fail to recover the capacity.
The battery should never be left standing till this is reached.

Contact